

TANAIR PNEUMATICS

EAS1200-4200 THREADED BANJO FLOW CONTROL VALVE

HOW TO ORDER

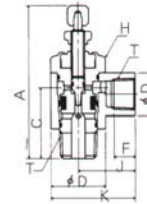
EAS 200 -

Body Size

2	1/8" - 1/4"
3	3/8"
4	3/8"-1/2"

Port Size

01	1/8"
02	1/4"
03	3/8"
04	1/2"

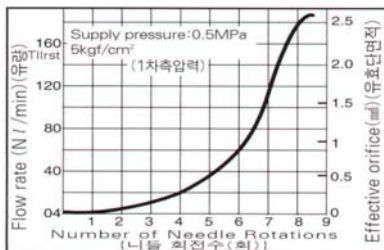


Unit : mm

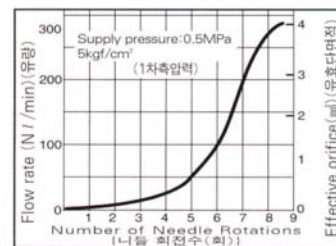
Model	T (Thread)	A		C	D	F	H	J	K
		Min.	Max.						
EAS120	PT1/8	40	45	18.3	15	9.5	14	17	24.5
EAS220	PT1/4	47	51.5	23	20	12	17	22	32
EAS320	PT3/8	51.8	56.8	25	26	13	21	26	39
EAS420	PT1/2	56	64.5	27.5	30	24.2	24	38.5	52.8
EAS121	PT1/8	40	45	18.3	15	9.5	14	17	24.5
EAS221	PT1/4	47	51.5	23	20	12	17	22	32
EAS321	PT3/8	51.8	56.8	25	26	13	21	26	39
EAS421	PT1/2	56	64.5	27.5	30	24.2	24	38.5	52.8

FLOW CHARACTERISTICS

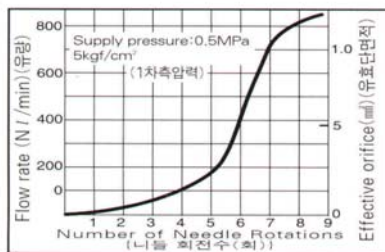
EAS12



EAS22



EAS32



EAS42

