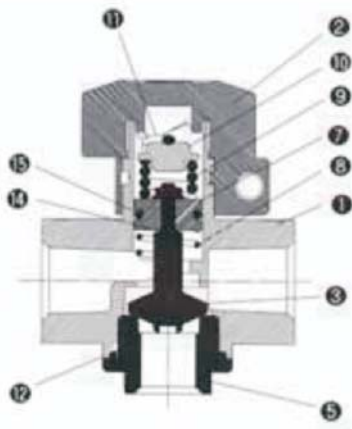


# TANAIR

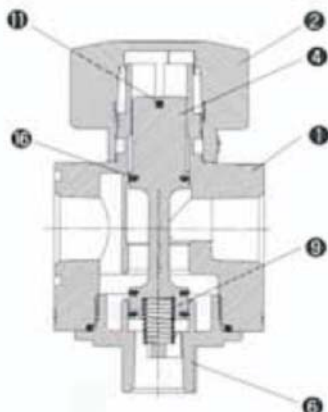
## EPVHS SERIES LOCKABLE SHUT OFF VALVE

| MODEL        | PORT SIZE | SUITS               |
|--------------|-----------|---------------------|
| EPVHS2000-02 | 1/4" BSP  | 2000 SERIES         |
| EPVHS3000-03 | 3/8" BSP  | 3000 SERIES         |
| EPVHS4000-04 | 1/2" BSP  | 4000 SERIES         |
| EPVHS5000-06 | 3/4" BSP  | 5000 & 6000 SERIES* |
| EPVHS5000-10 | 1" BSP    | 5000 & 6000 SERIES* |

\*NIPPLE TYPE NON MODULAR



EPVHS 2000, 3000,4000 Series

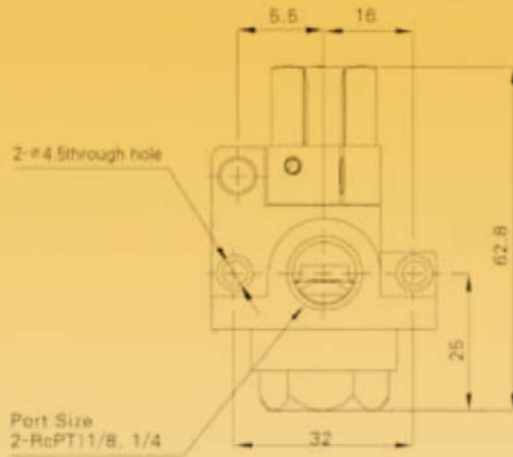
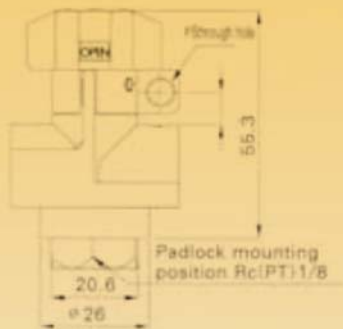


EPVHS 5000 Series

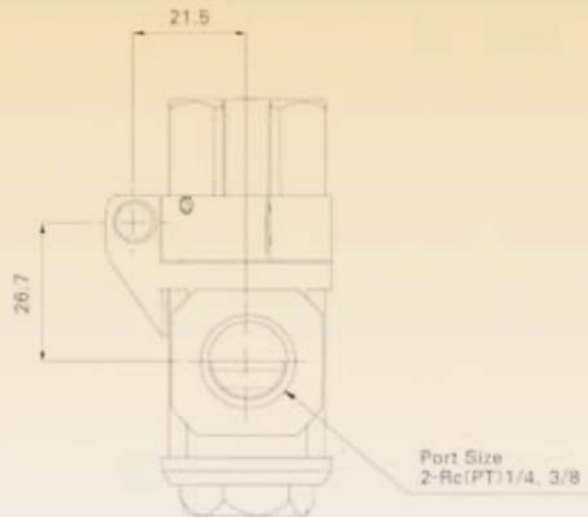
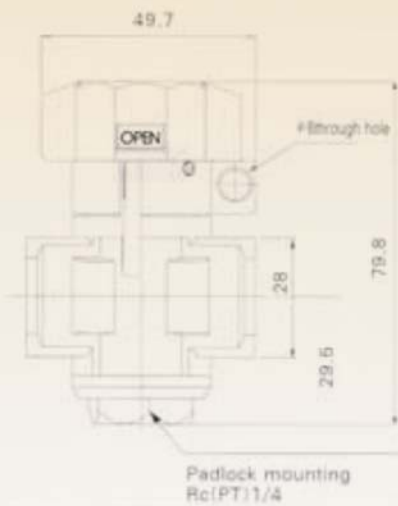
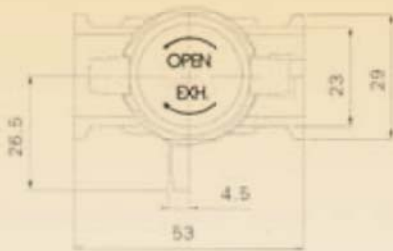
| NO | Description               | Material   | Note      |
|----|---------------------------|------------|-----------|
| 1  | BODY                      | ABC        | Sh2000    |
| 2  | HANDLE                    | Zinc alloy | Chromated |
| 3  | POPPET VALVE              | -          |           |
| 4  | SPOOL                     | ADC12      | Chromated |
| 5  | POPPET VALVE GUIDE        | Zinc alloy | Chromated |
| 6  | SPOOL GUIDE               | Zinc alloy | Chromated |
| 7  | PISTON                    | C3604      |           |
| 8  | POPPET VALVE SPRING       | SWP        | Chromated |
| 9  | SPRING                    | SWP        | Chromated |
| 10 | SPRING HOLDER             | SUM        |           |
| 11 | PARALLEL PIN              | SUM        |           |
| 12 | POPPET VALVE GUIDE GASKET | NBR        |           |
| 13 | SPOOL GUIDE GASKET        | NBR        |           |
| 14 | POPPET VALVE GASKET       | NBR        |           |
| 15 | PISTON PACKING            | NBR        |           |
| 16 | SPOOL PACKING             | NBR        |           |

# TANAIR

## EPVHS2000 Series

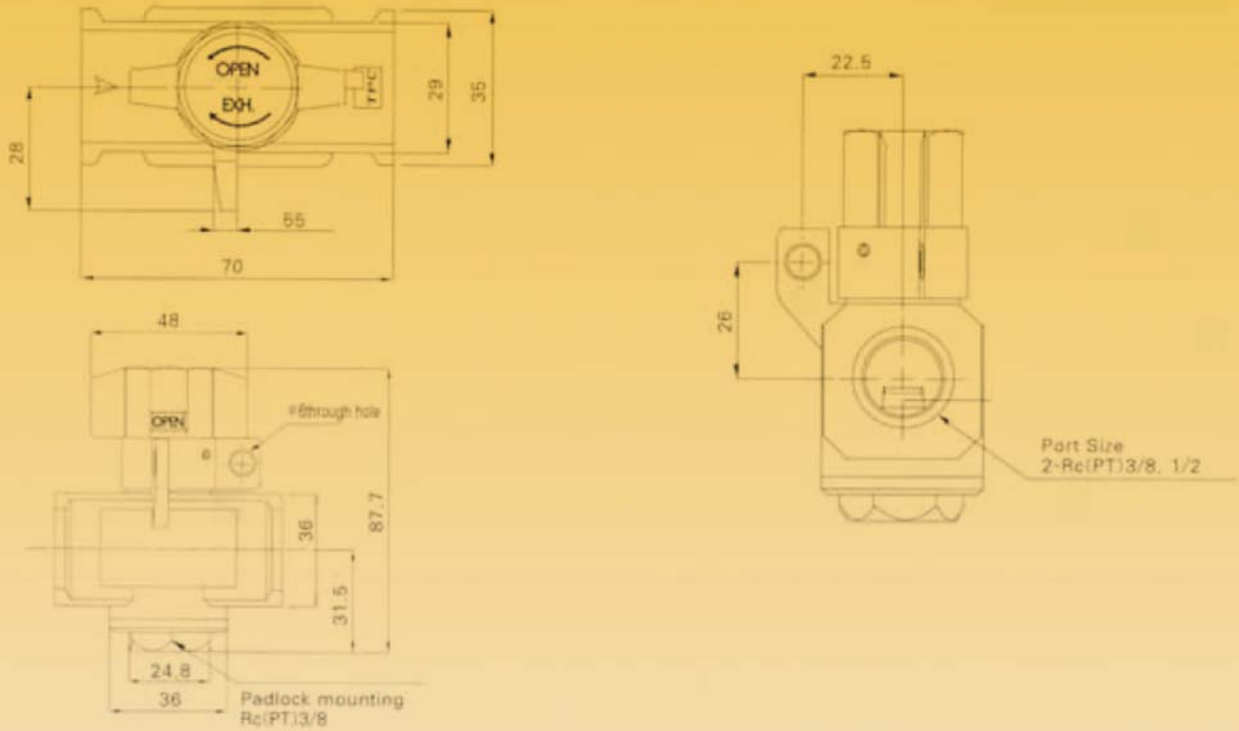


## EPVHS3000 Series



# TANAIR

## EPVHS4000 Series



## EPVHS5000 Series

